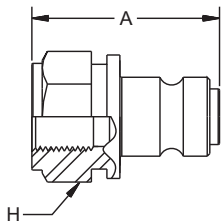


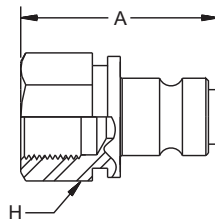
# 115 Nipple

Part Number	Connection Type	A Overall Length	H Hex Size	Maximum Working Pressure
#				
		inch	inch	psi
C10-115-6202	1/4" BSP Female	1.47	0.87	14,500
C10-115-6204	3/8" BSP Female	1.56	0.94	14,500
C10-115-6401	1/8" NPT Female	1.42	0.87	14,500
C10-115-6402	1/4" NPT Female	1.42	0.87	14,500
C10-115-6404	3/8" NPT Female	1.46	0.94	14,500
C10-115-6452	1/4" NPT Male	2.40	0.87	14,500
C10-115-6454	3/8" NPT Male	2.55	0.94	14,500

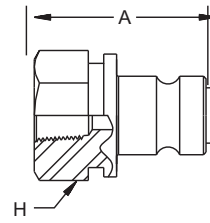
**D**



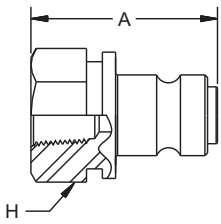
**C10-115-6202**



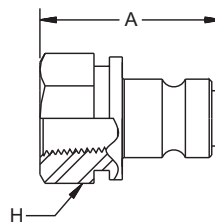
**C10-115-6204**



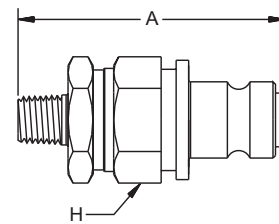
**C10-115-6401**



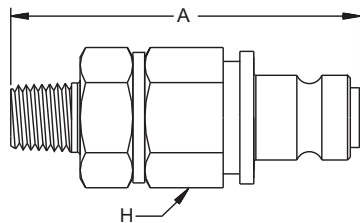
**C10-115-6402**



**C10-115-6404**



**C10-115-6452**



**C10-115-6454**