


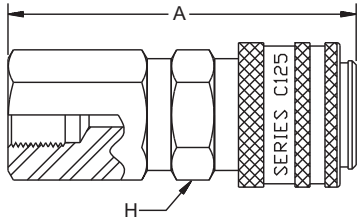


# 125 Coupler

| Part Number  | Connection Type   | A<br>Overall Length | H<br>Hex Size   | Maximum Working Pressure  |
|--------------|---|---------------------|---|---|
| #            |  |                     |  |  |
|              |   | inch                | inch  | psi   |
| C10-125-1202 | 1/4" BSP Female   | 2.65                | 0.94  | 29,000  |



**C10-125-1202**