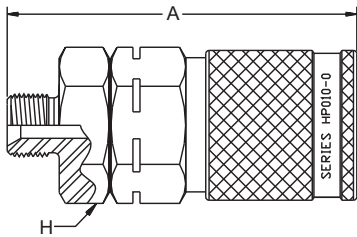


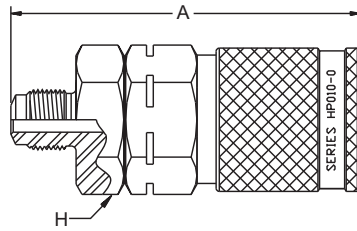
# HP010

## Coupler

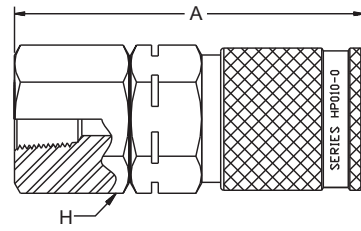
Part Number	Connection Type	A Overall Length	H Hex Size	Maximum Working Pressure
#				
		inch	inch	psi
HP010-0-A12	Type "M" ( 3/4" - 16 threads)	4.00	1.62	20,000
HP010-0-A16	Type "M" ( 1" - 12 threads)	4.10	1.62	20,000
HP010-0-LM12	3/4" Medium Pressure Male	4.64	1.62	20,000
HP010-0-NFD	1/2" NPT Female	4.27	1.62	15,000
HP010-0-NMD	1/2" NPT Male	4.13	1.62 </td <td>15,000</td>	15,000
HP010-0-X23	Low Angle Face Seal (3/4" - 16 threads)	4.19	1.62	20,000



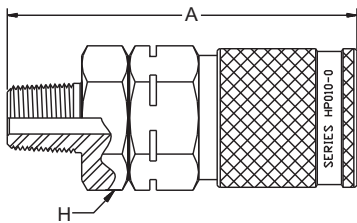
**HP010-0-A12,  
 HP010-0-A16**



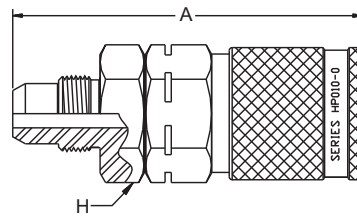
**HP010-0-X23**



**HP010-0-NFD**



**HP010-0-NMD**



**HP010-0-LM12**