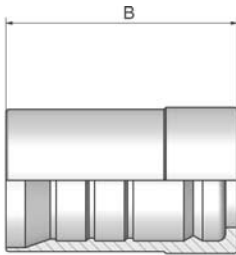


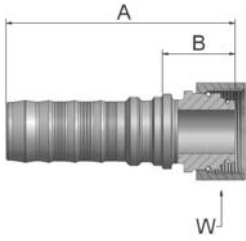
V4 - Interlock – In-/Outside Skive (4 Wire Hoses)



XXXX-XX-XX Part Number	Hose I.D.				B mm
	DN	Inch	Size	mm	
100V4-6	10	3/8	-6	9,5	49
100V4-8	12	1/2	-8	12,7	53
100V4-10	16	5/8	-10	15,9	58
100V4-12	20	3/4	-12	19,1	60
100V4-16	25	1	-16	25,4	75
100V4-20	32	1-1/4	-20	31,8	88
100V4-24	40	1-1/2	-24	38,1	94
100V4-32	50	2	-32	50,8	99

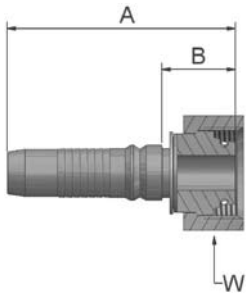
**Only for use
with adjustable
crimpers.
Minimum of
320 tons
crimping force
recommended.**

CA - Female Metric 24° – Light Series with O-ring – Swivel – Straight ISO 12151-2-SWS-L, DKOL



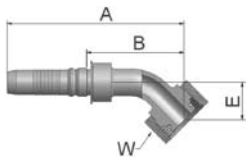
Part Number	Hose I.D.				Thread metric	Tube O.D. mm	A mm	B mm	W mm
	DN	Inch	Size	mm					
KCAV4-28-16	25	1	-16	25,4	M36x2	28	103	31	41
KCAV4-35-20	32	1 1/4	-20	31,8	M45x2	35	121	33	50
KCAV4-42-24	40	1 1/2	-24	38,1	M52x2	42	128	35	60

C9 - Female Metric 24° – Heavy Series with O-ring – Swivel – Straight ISO 12151-2-SWS-S, DKOS



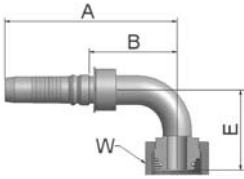
Part Number	Hose I.D.				Thread metric	Tube O.D. mm	A mm	B mm	W mm
	DN	Inch	Size	mm					
KC9V4-10-6	10	3/8	-6	9,5	M18x1,5	10	69	20	22
KC9V4-12-6	10	3/8	-6	9,5	M20x1,5	12	71	22	24
KC9V4-16-8	12	1/2	-8	12,7	M24x1,5	16	78	25	30
KC9V4-20-10	16	5/8	-10	15,9	M30x2	20	87	27	36
KC9V4-20-12	20	3/4	-12	19,1	M30x2	20	88	26	36
KC9V4-25-12	20	3/4	-12	19,1	M36x2	25	91	30	46
KC9V4-25-16	25	1	-16	25,4	M36x2	25	103	30	46
KC9V4-30-12	20	3/4	-12	19,1	M42x2	30	95	33	50
KC9V4-30-16	25	1	-16	25,4	M42x2	30	108	34	50
KC9V4-30-20	32	1 1/4	-20	31,8	M42x2	30	123	35	50
KC9V4-38-16	25	1	-16	25,4	M52x2	38	110	37	60
KC9V4-38-20	32	1 1/4	-20	31,8	M52x2	38	126	38	60
KC9V4-38-24	40	1 1/2	-24	38,1	M52x2	38	129	36	60

0C - Female Metric 24° – Heavy Series with O-ring – Swivel – 45° Elbow ISO 12151-2 – SWE45-S, DKOS 45°



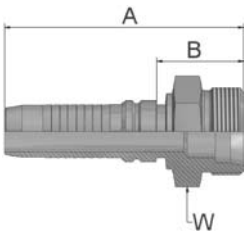
Part Number	Hose I.D.				Thread metric	Tube O.D. mm	A mm	B mm	E mm	W mm
	DN	Inch	Size	mm						
K0CV4-10-6	10	3/8	-6	9,5	M18x1,5	10	101	52	20	22
K0CV4-12-6	10	3/8	-6	9,5	M20x1,5	12	102	53	20	24
K0CV4-16-8	12	1/2	-8	12,7	M24x1,5	16	112	59	23	30
K0CV4-20-10	16	5/8	-10	15,9	M30x2	20	124	63	26	36
K0CV4-20-12	20	3/4	-12	19,1	M30x2	20	139	77	30	36
K0CV4-25-12	20	3/4	-12	19,1	M36x2	25	127	64	29	46
K0CV4-25-16	25	1	-16	25,4	M36x2	25	160	87	31	46
K0CV4-30-16	25	1	-16	25,4	M42x2	30	162	89	33	50
K0CV4-30-20	32	1 1/4	-20	31,8	M42x2	30	193	105	34	50
K0CV4-38-20	32	1 1/4	-20	31,8	M52x2	38	197	109	37	60
K0CV4-38-24	40	1 1/2	-24	38,1	M52x2	38	228	134	49	60

1C - Female Metric 24° – Heavy Series with O-ring – Swivel – 90° Elbow
ISO 12151-2 – SWE-S, DKOS 90°



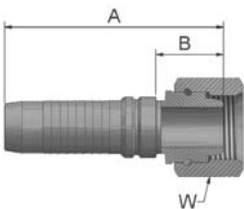
Part Number XXXXX-YY-ZZ	Hose I.D.				Thread metric	Tube O.D. mm	A mm	B mm	E mm	W mm
	DN	Inch	Size	mm						
K1CV4-10-6	10	3/8	-6	9,5	M18x1,5	10	91	42	37	22
K1CV4-12-6	10	3/8	-6	9,5	M20x1,5	12	91	42	37	24
K1CV4-16-8	12	1/2	-8	12,7	M24x1,5	16	100	47	45	30
K1CV4-20-10	16	5/8	-10	15,9	M30x2	20	112	52	50	36
K1CV4-20-12	20	3/4	-12	19,1	M30x2	20	125	63	60	36
K1CV4-25-12	20	3/4	-12	19,1	M36x2	25	126	63	59	46
K1CV4-25-16	25	1	-16	25,4	M36x2	25	150	77	66	46
K1CV4-30-16	25	1	-16	25,4	M42x2	30	151	78	69	50
K1CV4-30-20	32	1 1/4	-20	31,8	M42x2	30	180	92	69	50
K1CV4-38-20	32	1 1/4	-20	31,8	M52x2	38	187	99	78	60
K1CV4-38-24	40	1 1/2	-24	38,1	M52x2	38	210	117	101	60

D2 - Male Metric 24° – Heavy Series – Rigid – Straight
ISO 12151-2-S-S, CES



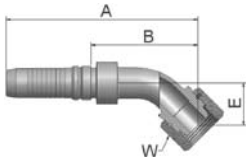
Part Number XXXXX-YY-ZZ	Hose I.D.				Thread metric	Tube O.D. mm	A mm	B mm	W mm
	DN	Inch	Size	mm					
KD2V4-20-12	20	3/4	-12	19,1	M30x2	20	93	31	30
KD2V4-25-12	20	3/4	-12	19,1	M36x2	25	98	36	36
KD2V4-30-16	25	1	-16	25,4	M42x2	30	115	43	46
KD2V4-38-20	32	1 1/4	-20	31,8	M52x2	38	135	47	55
KD2V4-38-24	40	1 1/2	-24	38,1	M52x2	38	141	47	55

92 - Female BSP Parallel Pipe – Swivel – Straight (60° Cone)
BS5200-A, DKR



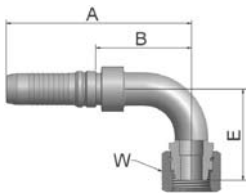
Part Number XXXXX-YY-ZZ	Hose I.D.				Thread BSP	A mm	B mm	W mm
	DN	Inch	Size	mm				
K92V4-10-10	16	5/8	-10	15,9	5/8x14	80	20	30
K92V4-12-12	20	3/4	-12	19,1	3/4x14	85	23	32
K92V4-16-12	20	3/4	-12	19,1	1x11	93	31	41
K92V4-16-16	25	1	-16	25,4	1x11	105	33	41
K92V4-20-20	32	1 1/4	-20	31,8	1-1/4x11	118	31	50
K92V4-24-24	40	1 1/2	-24	38,1	1-1/2x11	124	31	55
K92V4-32-32	50	2	-32	50,8	2x11	131	34	70

B1 - Female BSP Parallel Pipe – Swivel – 45° Elbow (60° Cone)
BS 5200-D, DKR45°



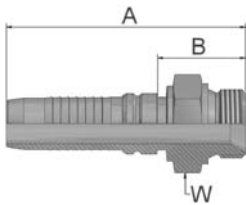
Part Number	Hose I.D.				Thread BSP	A mm	B mm	E mm	W mm
	DN	Inch	Size	mm					
KB1V4-12-12	20	3/4	-12	19,1	3/4x14	134	72	26	32
KB1V4-16-16	25	1	-16	25,4	1x11	164	92	36	41
KB1V4-20-20	32	1 1/4	-20	31,8	1-1/4x11	198	110	38	50
KB1V4-24-24	40	1 1/2	-24	38,1	1-1/2x11	216	123	38	55
KB1V4-32-32	50	2	-32	50,8	2x11	277	180	70	70

B2 - Female BSP Parallel Pipe – Swivel – 90° Elbow (60° Cone)
BS 5200-B, DKR 90°



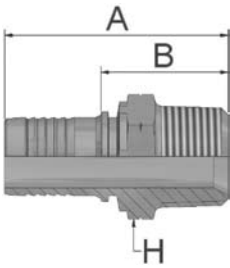
Part Number	Hose I.D.				Thread BSP	A mm	B mm	E mm	W mm
	DN	Inch	Size	mm					
KB2V4-12-12	20	3/4	-12	19,1	3/4x14	125	63	55	32
KB2V4-16-16	25	1	-16	25,4	1x11	150	78	74	41
KB2V4-20-20	32	1 1/4	-20	31,8	1-1/4x11	186	99	80	50
KB2V4-24-24	40	1 1/2	-24	38,1	1-1/2x11	210	117	103	55
KB2V4-32-32	50	2	-32	50,8	2x11	257	160	149	70

D9 - Male BSP Parallel Pipe – Rigid – Straight (60° Cone)
BS5200, AGR



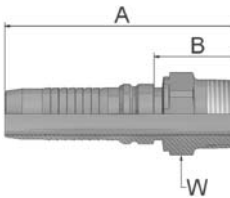
Part Number	Hose I.D.				Thread BSP	A mm	B mm	W mm
	DN	Inch	Size	mm				
KD9V4-10-10	16	5/8	-10	15,9	5/8x14	94	35	30
KD9V4-12-12	20	3/4	-12	19,1	3/4x14	99	37	32
KD9V4-16-16	25	1	-16	25,4	1x11	115	43	41
KD9V4-20-20	32	1 1/4	-20	31,8	1-1/4x11	134	47	50
KD9V4-24-24	40	1 1/2	-24	38,1	1-1/2x11	142	49	55
KD9V4-32-32	50	2	-32	50,8	2x11	148	50	70

91 - Male BSP Taper Pipe – Rigid – Straight
BS5200, AGR-K



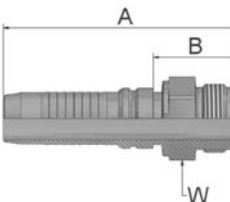
Part Number XXXX-YY-ZZ	Hose I.D.				Thread BSP	A mm	B mm	H mm
	DN	Inch	Size	mm				
K91V4-12-12	20	3/4	-12	19,1	3/4x14	96	34	27
K91V4-16-16	25	1	-16	25,4	1x11	113	40	36
K91V4-20-20	32	1 1/4	-20	31,8	1-1/4x11	131	43	46
K91V4-24-24	40	1 1/2	-24	38,1	1-1/2x11	152	59	55
K91V4-32-32	50	2	-32	50,8	2x11	166	68	65

01 - Male NPTF Pipe – Rigid – Straight
SAE J476A / J516, AGN



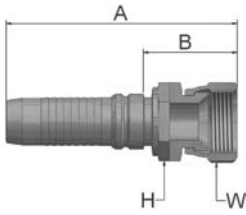
Part Number XXXX-YY-ZZ	Hose I.D.				Thread NPTF	A mm	B mm	W mm
	DN	Inch	Size	mm				
K01V4-12-12	20	3/4	-12	19,1	3/4x14	100	38	30
K01V4-16-16	25	1	-16	25,4	1x11-1/2	117	45	36
K01V4-20-20	32	1 1/4	-20	31,8	1-1/4x11-1/2	146	59	46
K01V4-24-24	40	1 1/2	-24	38,1	1-1/2x11-1/2	148	55	50
K01V4-32-32	50	2	-32	50,8	2x11-1/2	160	62	65

03 - Male JIC 37° – Rigid – Straight
ISO12151-5-S, AGJ



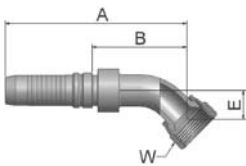
Part Number XXXX-YY-ZZ	Hose I.D.				Thread UNF	A mm	B mm	W mm
	DN	Inch	Size	mm				
K03V4-12-12	20	3/4	-12	19,1	1-1/16x12	101	39	30
K03V4-16-12	20	3/4	-12	19,1	1-5/16x12	103	41	36
K03V4-16-16	25	1	-16	25,4	1-5/16x12	117	45	36
K03V4-20-20	32	1 1/4	-20	31,8	1-5/8x12	139	51	50
K03V4-24-20	32	1 1/4	-20	31,8	1-7/8x12	139	48	50
K03V4-24-24	40	1 1/2	-24	38,1	1-7/8x12	146	53	50
K03V4-32-32	50	2	-32	50,8	2-1/2x12	161	64	65

06 - Female JIC 37° Swivel – Straight ISO12151-5-SWS – DKJ



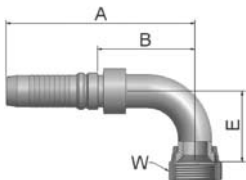
Part Number	Hose I.D.				Thread UNF	A	B	H	W
	DN	Inch	Size	mm					
K06V4-12-12	20	3/4	-12	19,1	1-1/16x12	105	43	30	32
K06V4-16-12	20	3/4	-12	19,1	1-5/16x12	109	48	36	41
K06V4-16-16	25	1	-16	25,4	1-5/16x12	122	50	36	41
K06V4-20-16	25	1	-16	25,4	1-5/8x12	125	52	46	55
K06V4-20-20	32	1 1/4	-20	31,8	1-5/8x12	146	58	46	55
K06V4-24-20	32	1 1/4	-20	31,8	1-7/8x12	150	63	50	60
K06V4-24-24	40	1 1/2	-24	38,1	1-7/8x12	152	59	50	60
K06V4-32-32	50	2	-32	50,8	2-1/2x12	175	77	65	75

37 - Female JIC 37° – Swivel – 45° Elbow ISO 12151-5-SWE 45° – DKJ 45°



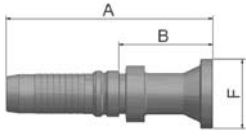
Part Number	Hose I.D.				Thread UNF	A	B	E	W
	DN	Inch	Size	mm					
K37V4-12-12	20	3/4	-12	19,1	1-1/16x12	128	66	21	32
K37V4-16-16	25	1	-16	25,4	1-5/16x12	152	80	24	41
K37V4-20-20	32	1 1/4	-20	31,8	1-5/8x12	201	114	42	55
K37V4-24-24	40	1 1/2	-24	38,1	1-7/8x12	227	134	49	60
K37V4-32-32	50	2	-32	50,8	2-1/2x12	279	182	72	75

39 - Female JIC 37° – Swivel – 90° Elbow ISO 12151-5-SWES – DKJ 90°



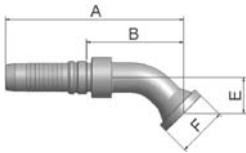
Part Number	Hose I.D.				Thread UNF	A	B	E	W
	DN	Inch	Size	mm					
K39V4-12-12	20	3/4	-12	19,1	1-1/16x12	125	63	48	32
K39V4-16-12	20	3/4	-12	19,1	1-5/16x12	125	63	56	41
K39V4-16-16	25	1	-16	25,4	1-5/16x12	150	78	56	41
K39V4-20-16	25	1	-16	25,4	1-5/8x12	150	78	62	55
K39V4-20-20	32	1 1/4	-20	31,8	1-5/8x12	186	99	85	55
K39V4-24-20	32	1 1/4	-20	31,8	1-7/8x12	186	99	80	60
K39V4-24-24	40	1 1/2	-24	38,1	1-7/8x12	210	117	102	60
K39V4-32-32	50	2	-32	50,8	2-1/2x12	257	160	152	75

15 / 4A - SAE Code 61 – Flange Head – Straight / SAE Flange Head 5000 psi
ISO 12151-3-S-L , SFL



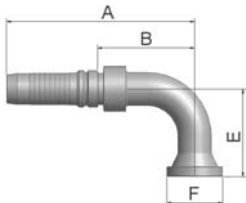
Part Number XXXX-YY-ZZ	Hose I.D.				Flange Size	A mm	B mm	F mm
	DN	Inch	Size	mm				
K15V4-12-12	20	3/4	-12	19,1	3/4"	119	58	38
K15V4-16-12	20	3/4	-12	19,1	1"	100	38	45
K15V4-16-16	25	1	-16	25,4	1"	133	61	45
K15V4-16-20	32	1 1/4	-20	31,8	1"	152	64	45
K4AV4-20-16	25	1	-16	25,4	1 1/4"	101	28	51
K4AV4-20-20	32	1 1/4	-20	31,8	1 1/4"	160	72	51
K4AV4-24-20	32	1 1/4	-20	31,8	1 1/2"	126	39	60
K4AV4-24-24	40	1 1/2	-24	38,1	1 1/2"	190	97	60
K4AV4-32-24	40	1 1/2	-24	38,1	2"	149	56	71
K4AV4-32-32	50	2	-32	50,8	2"	189	92	71

17 / 4F - SAE Code 61 – Flange Head 45° Elbow – 45° Elbow (5000 psi)
ISO 12151-3 – E45S – L , SFL45°



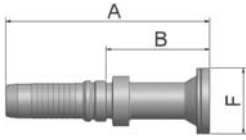
Part Number XXXX-YY-ZZ	Hose I.D.				Flange Size	A mm	B mm	E mm	F mm
	DN	Inch	Size	mm					
K17V4-12-12	20	3/4	-12	19,1	3/4"	133	71	26	38
K17V4-16-12	20	3/4	-12	19,1	1"	133	71	26	45
K17V4-16-16	25	1	-16	25,4	1"	160	88	32	45
K17V4-16-20	32	1 1/4	-20	31,8	1"	198	110	38	45
K4FV4-20-16	25	1	-16	25,4	1 1/4"	160	88	32	51
K4FV4-20-20	32	1 1/4	-20	31,8	1 1/4"	198	110	38	51
K4FV4-24-20	32	1 1/4	-20	31,8	1 1/2"	198	110	38	60
K4FV4-24-24	40	1 1/2	-24	38,1	1 1/2"	222	129	44	60
K4FV4-32-24	40	1 1/2	-24	38,1	2"	222	129	44	71
K4FV4-32-32	50	2	-32	50,8	2"	269	171	62	71

19 / 4N - SAE Code 61 – Flange Head – 90° Elbow (5000 psi)
ISO 12151-3-E-L , SFL 90°



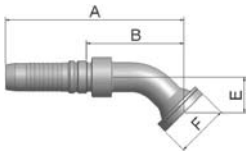
Part Number XXXX-YY-ZZ	Hose I.D.				Flange Size	A mm	B mm	E mm	F mm
	DN	Inch	Size	mm					
K19V4-12-12	20	3/4	-12	19,1	3/4"	125	63	58	38
K19V4-16-12	20	3/4	-12	19,1	1"	125	63	58	45
K19V4-16-16	25	1	-16	25,4	1"	150	78	70	45
K19V4-16-20	32	1 1/4	-20	31,8	1"	186	99	90	45
K4NV4-20-16	25	1	-16	25,4	1 1/4"	150	78	68	51
K4NV4-20-20	32	1 1/4	-20	31,8	1 1/4"	186	99	90	51
K4NV4-20-24	40	1 1/2	-24	38,1	1 1/4"	197	104	104	51
K4NV4-24-20	32	1 1/4	-20	31,8	1 1/2"	186	99	90	60
K4NV4-24-24	40	1 1/2	-24	38,1	1 1/2"	210	117	104	60
K4NV4-32-24	40	1 1/2	-24	38,1	2"	210	117	104	71
K4NV4-32-32	50	2	-32	50,8	2"	257	160	138	71

6A - SAE Code 62 – Flange – Straight
ISO 12151-3-S-S / SFS / 6000 psi



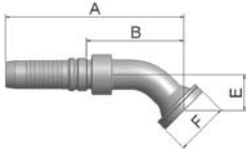
Part Number	Hose I.D.				Flange Size	A	B	F
	DN	Inch	Size	mm				
K6AV4-8-10	16	5/8	-10	15,9	1/2"	121	62	32
K6AV4-12-10	16	5/8	-10	15,9	3/4"	94	34	41
K6AV4-12-12	20	3/4	-12	19,1	3/4"	126	64	41
K6AV4-12-16	25	1	-16	25,4	3/4"	150	77	41
K6AV4-16-12	20	3/4	-12	19,1	1"	100	38	48
K6AV4-16-16	25	1	-16	25,4	1"	148	75	48
K6AV4-16-20	32	1 1/4	-20	31,8	1"	166	78	48
K6AV4-20-16	25	1	-16	25,4	1 1/4"	116	44	54
K6AV4-20-20	32	1 1/4	-20	31,8	1 1/4"	166	78	54
K6AV4-20-24	40	1 1/2	-24	38,1	1 1/4"	174	81	54
K6AV4-24-20	32	1 1/4	-20	31,8	1 1/2"	139	51	64
K6AV4-24-24	40	1 1/2	-24	38,1	1 1/2"	192	99	64
K6AV4-24-32	50	2	-32	50,8	1 1/2"	198	101	64
K6AV4-32-24	40	1 1/2	-24	38,1	2"	153	61	79
K6AV4-32-32	50	2	-32	50,8	2"	212	115	79

6F - SAE Flange 45° Elbow – Heavy Series
ISO 12151-3 – E45-S / SFS 45° / 6000 psi



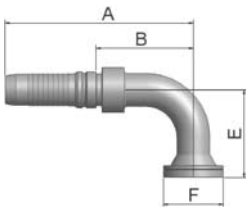
Part Number	Hose I.D.				Flange Size	A	B	E	F
	DN	Inch	Size	mm					
K6FV4-8-10	16	5/8	-10	15,9	1/2"	123	63	26	32
K6FV4-12-10	16	5/8	-10	15,9	3/4"	123	63	26	41
K6FV4-12-12	20	3/4	-12	19,1	3/4"	133	72	26	41
K6FV4-12-16	25	1	-16	25,4	3/4"	154	82	32	41
K6FV4-16-12	20	3/4	-12	19,1	1"	133	71	26	48
K6FV4-16-16	25	1	-16	25,4	1"	160	88	32	48
K6FV4-16-20	32	1 1/4	-20	31,8	1"	198	110	38	48
K6FV4-20-16	25	1	-16	25,4	1 1/4"	161	89	32	54
K6FV4-20-20	32	1 1/4	-20	31,8	1 1/4"	198	110	38	54
K6FV4-24-20	32	1 1/4	-20	31,8	1 1/2"	198	110	38	64
K6FV4-24-24	40	1 1/2	-24	38,1	1 1/2"	222	129	44	64
K6FV4-32-24	40	1 1/2	-24	38,1	2"	222	129	44	79
K6FV4-32-32	50	2	-32	50,8	2"	263	166	56	79

6F - Long – SAE Flange 45° Elbow – Heavy Series
ISO 12151-3 – E45-S / SFS 45° / 6000 psi



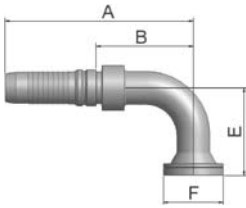
Part Number XXXX-XX-YY	Hose I.D.				Flange Size	A mm	B mm	E mm	F mm
	DN	Inch	Size	mm					
K6FV4-12-12-SL55	20	3/4	-12	19,1	3/4"	162	101	55	41
K6FV4-16-12-SL55	20	3/4	-12	19,1	1"	162	101	55	48
K6FV4-16-16-SL55	25	1	-16	25,4	1"	183	110	55	48
K6FV4-20-16-SL55	25	1	-16	25,4	1 1/4"	184	112	55	54
K6FV4-20-20-SL60	32	1 1/4	-20	31,8	1 1/4"	220	132	60	54
K6FV4-24-20-SL60	32	1 1/4	-20	31,8	1 1/2"	220	132	60	64
K6FV4-24-24-SL70	40	1 1/2	-24	38,1	1 1/2"	248	155	70	64
K6FV4-32-32-SL70	50	2	-32	50,8	2"	277	180	70	79

6N - SAE Code 62 Flange Head – 90° Elbow
ISO 12151-3 – E-S / SFS 90° / 6000 psi



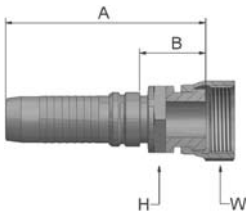
Part Number XXXX-YY-XX	Hose I.D.				Flange Size	A mm	B mm	E mm	F mm
	DN	Inch	Size	mm					
K6NV4-8-10	16	5/8	-10	15,9	1/2"	111	51	54	32
K6NV4-12-10	16	5/8	-10	15,9	3/4"	111	50	54	41
K6NV4-12-12	20	3/4	-12	19,1	3/4"	125	63	58	41
K6NV4-12-16	25	1	-16	25,4	3/4"	140	68	70	41
K6NV4-16-12	20	3/4	-12	19,1	1"	125	63	58	48
K6NV4-16-16	25	1	-16	25,4	1"	150	78	70	48
K6NV4-16-20	32	1 1/4	-20	31,8	1"	186	99	90	48
K6NV4-20-16	25	1	-16	25,4	1 1/4"	154	82	70	54
K6NV4-20-20	32	1 1/4	-20	31,8	1 1/4"	186	99	90	54
K6NV4-20-24	40	1 1/2	-24	38,1	1 1/4"	197	104	104	54
K6NV4-24-20	32	1 1/4	-20	31,8	1 1/2"	186	99	90	64
K6NV4-24-24	40	1 1/2	-24	38,1	1 1/2"	210	117	104	64
K6NV4-24-32	50	2	-32	50,8	1 1/2"	221	124	104	64
K6NV4-32-24	40	1 1/2	-24	38,1	2"	210	117	104	79
K6NV4-32-32	50	2	-32	50,8	2"	257	160	138	79

6N - Long – SAE Code 62 Flange Head – 90° Elbow
ISO 12151-3 – E-S / SFS 90° / 6000 psi



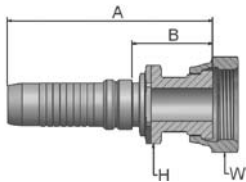
Part Number <small>XXXXX-YY-ZZ</small>	Hose I.D.				Flange Size	A mm	B mm	E mm	F mm
	DN	Inch	Size	mm					
K6NV4-12-12-SL100	20	3/4	-12	19,1	3/4"	125	63	100	41
K6NV4-16-12-SL100	20	3/4	-12	19,1	1"	125	63	100	48
K6NV4-16-16-SL100	25	1	-16	25,4	1"	150	77	100	48
K6NV4-20-16-SL115	25	1	-16	25,4	1 1/4"	154	81	115	54
K6NV4-20-20-SL330	32	1 1/4	-20	31,8	1 1/4"	186	98	330	54
K6NV4-20-20-SL120	32	1 1/4	-20	31,8	1 1/4"	186	98	120	54
K6NV4-24-20-SL135	32	1 1/4	-20	31,8	1 1/2"	186	98	135	64
K6NV4-24-24-SL140	40	1 1/2	-24	38,1	1 1/2"	210	117	140	64

JC - Female ORFS – Swivel – Straight – Short
ISO 12151-1 – SWSA, SAE J516, ORFS



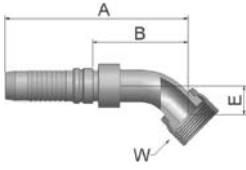
Part Number <small>XXXXX-YY-ZZ</small>	Hose I.D.				Thread UNF	A mm	B mm	H mm	W mm
	DN	Inch	Size	mm					
KJCV4-12-12	20	3/4	-12	19,1	1-3/16x12	93	31	30	36
KJCV4-12-16	25	1	-16	25,4	1-3/16x12	101	29	36	36
KJCV4-16-12	20	3/4	-12	19,1	1-7/16x12	93	31	36	41
KJCV4-16-16	25	1	-16	25,4	1-7/16x12	108	36	36	41
KJCV4-20-16	25	1	-16	25,4	1-11/16x12	104	31	41	50
KJCV4-20-20	32	1 1/4	-20	31,8	1-11/16x12	127	39	46	50
KJCV4-24-24	40	1 1/2	-24	38,1	2x12	131	38	50	60

JS - ORFS Swivel Female (Long)
ISO 12151-1-SWSB, SAE J516 – ORFS



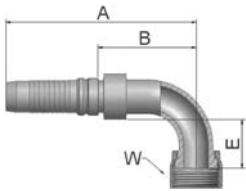
Part Number <small>XXXXX-YY-ZZ</small>	Hose I.D.				Thread UNF	A mm	B mm	H mm	W mm
	DN	Inch	Size	mm					
KJSV4-16-16	25	1	-16	25,4	1-7/16x12	121	49	36	41
KJSV4-20-16	25	1	-16	25,4	1-11/16x12	120	48	41	50
KJSV4-20-20	32	1 1/4	-20	31,8	1-11/16x12	137	50	41	50

J7 - Female ORFS – Swivel – 45° Elbow – ISO 12151-1 – SWE 45°
ISO 12151-1-SWE 45°, SAE J516 – ORFS 45°



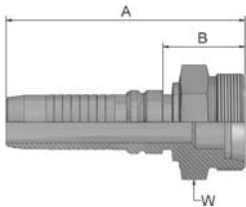
Part Number XXXX-YY-ZZ	Hose I.D.				Thread UNF	A mm	B mm	E mm	W mm
	DN	Inch	Size	mm					
KJ7V4-12-12	20	3/4	-12	19,1	1-3/16x12	128	66	21	36
KJ7V4-16-12	20	3/4	-12	19,1	1-7/16x12	131	70	24	41
KJ7V4-16-16	25	1	-16	25,4	1-7/16x12	152	80	24	41
KJ7V4-20-16	25	1	-16	25,4	1-11/16x12	154	81	26	50
KJ7V4-20-20	32	1 1/4	-20	31,8	1-11/16x12	189	102	30	50
KJ7V4-24-24	40	1 1/2	-24	38,1	2x12	218	125	40	60

J9 - Female ORFS – Swivel – 45° Elbow – ISO 12151-1 – SWE 45°
ISO 12151-1-SWE 45°, SAE J516 – ORFS 45°



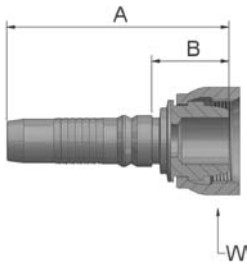
Part Number XXXX-YY-ZZ	Hose I.D.				Thread UNF	A mm	B mm	E mm	W mm
	DN	Inch	Size	mm					
KJ9V4-12-12	20	3/4	-12	19,1	1-3/16x12	125	63	48	36
KJ9V4-16-12	20	3/4	-12	19,1	1-7/16x12	125	63	56	41
KJ9V4-16-16	25	1	-16	25,4	1-7/16x12	150	78	56	41
KJ9V4-20-16	25	1	-16	25,4	1-11/16x12	150	77	64	50
KJ9V4-20-20	32	1 1/4	-20	31,8	1-11/16x12	186	99	69	50
KJ9V4-24-24	40	1 1/2	-24	38,1	2x12	210	117	82	60

FG - Male French Gas Series – Rigid – Straight (24° Cone)



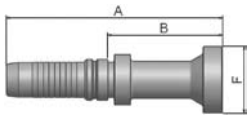
Part Number XXXX-YY-ZZ	Hose I.D.				Thread metric	Tube O.D. mm	A mm	B mm	W mm
	DN	Inch	Size	mm					
KFGV4-27-12	20	3/4	-12	19,1	M36x1,5	26,75	94	32	36
KFGV4-33-16	25	1	-16	25,4	M45x1,5	33,5	111	39	46

F4 - Female French Gas Series – Swivel – Straight (Ball Nose)



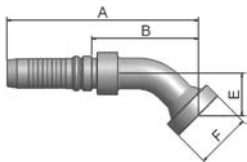
Part Number XXXXX-YY-ZZ	Hose I.D.				Thread metric	Tube O.D. mm	A mm	B mm	W mm
	DN	Inch	Size	mm					
KF4V4-27-12	20	3/4	-12	19,1	M36x1,5	26,75	95	33	46

XA - Caterpillar® Flange Head – Straight



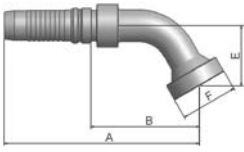
Part Number XXXXX-YY-ZZ	Hose I.D.				Flange Size	A mm	B mm	F mm
	DN	Inch	Size	mm				
KXAV4-12-12	20	3/4	-12	19,1	3/4"	132	71	41
KXAV4-16-12	20	3/4	-12	19,1	1"	144	82	48
KXAV4-16-16	25	1	-16	25,4	1"	155	82	48
KXAV4-20-16	25	1	-16	25,4	1 1/4"	160	88	54

XF - Caterpillar® Flange Head – 45° Elbow



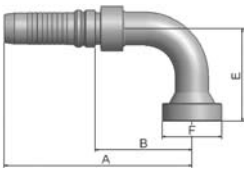
Part Number XXXXX-YY-ZZ	Hose I.D.				Flange Size	A mm	B mm	E mm	F mm
	DN	Inch	Size	mm					
KXFFV4-12-12	20	3/4	-12	19,1	3/4"	138	76	31	41
KXFFV4-16-16	25	1	-16	25,4	1"	164	91	36	48
KXFFV4-20-16	25	1	-16	25,4	1 1/4"	164	92	35	54

XG - Caterpillar® Flange Head – 60° Elbow



Part Number XXXX-YY-ZZ	Hose I.D.				Flange Size	A mm	B mm	E mm	F mm
	DN	Inch	Size	mm					
KXGV4-16-12	20	3/4	-12	19,1	1"	152	91	42	48
KXGV4-16-16	25	1	-16	25,4	1"	182	109	50	48
KXGV4-20-16	25	1	-16	25,4	1 1/4"	184	112	50	54

XN - Caterpillar® Flange Head – 90° Elbow



Part Number XXXX-YY-ZZ	Hose I.D.				Flange Size	A mm	B mm	E mm	F mm
	DN	Inch	Size	mm					
KXNV4-12-12	20	3/4	-12	19,1	3/4"	125	63	63	41
KXNV4-16-12	20	3/4	-12	19,1	1"	125	63	62	48
KXNV4-16-16	25	1	-16	25,4	1"	150	77	74	48
KXNV4-20-16	25	1	-16	25,4	1 1/4"	154	81	74	54